

Family Owned and Ruggedly Independent



OUTDOORS RV



TRAIL SERIES

BACKCOUNTRY SERIES

Standard 400 Watt
Solar & On-Board
Generator



Designed For The
Primitive Off-Grid
BLM National
Forest Camper

Designed For Mountain Tough Four Seasons Camping

WHERE IS YOUR NEXT CAMPING ADVENTURE?



Outdoor Gear Closet
w/ Sportsmens Rack



Relaxing on the Patio Deck

TRAIL SERIES MTN TRX



24TRX

Patio Deck / Outdoor Adventure Gear
Standard Cummins Onan 4K Gas Generator and 400 Watt Solar Panel
Hiking, Trail Riding, Kayaking, Hunting, Fishing - Live life when & where you want to
(Don't let your RV limit you!) Would you like a rear back deck w/ Sliding Patio Doors
2 lounge recliners and a storage area for outdoor gear? If so the Trail Series is designed for you!



27TRX

HIGHLIGHTED FEATURES:

Climate Designed 4 Seasons

Mountain Extreme Thermal Pane Windows
Triple Layered Four Seasons Roof Insulation
1" Thick Exterior Utility Door / Luggage Doors
Thermal Insulated Skylights & Bedroom Vent
XL Furnace (Extreme Camping Heat System)
Unique Heated Insulated Holding Tank Design

Built Tough Off Road Performance

12.3 Built Outdoors Tough Warranty
Rugged 2" Bonded Aluminum Frame Walls (Every Wall)
HD Fiberglass Front Cap w/ Armor Guard
Custom Built Off Road Chassis w/ Angle Iron Frame Shackle Supports
Rugged Integrated A-Frame for Strength & Ground Clearance
Protected Junction Box Behind Front Cross Member
Xtra Tall 24" Power Tongue Jack w/ LED Light
Off Road X4 Suspension - MorRyde AllTrek 4000, HD Shackle Kit
KYB HD Gas Shock Absorbers
Rugged 16" Goodyear Endurance 235 G Range 14 Ply Radial Tires
6800 LB Axles w/ 10" Custom Built I Beam Frame
Toy-Lok (15 FT Cable for Locking Bikes, Coolers, Etc)
Underslung Off-Road Hitch



24TRX

Off Grid Camping Features

Cummins Onan 4K On-Board Gas Generator w/ 40 Gallon Fuel Station
No Boundaries Off-Grid 400 Watt Solar Panel System w/ 50 Amp 5 Stage Controller
No Boundaries Off-Grid Solar Ready Roof Port for up to 600 Watts
Door Side Portable Solar Port
Energy Saving LED Interior & Exterior Lights
100 Gallon Fresh Water Capacity
LED HD Living Room TV w/ Bluetooth DVD Sound System
12V Triple Charge Station (Charges iPads and Cell Phones)
12V USB Ports on Both Sides of Bed
Patio Area & Entry Steps Lighted by LED Awning Light Strip
LED Hitch Light by Battery Rack
USB Ports - Cabinet Upper Rear of Loft Bed
High Pressure Exterior Spray Washer
Progressive Dynamics 4 Stage Converter w/ Built-in Charge Wizard

"TRAIL SERIES" FEATURES



Cummins Onan 4000 Watt
Gas Generator



'Mountain Extreme'
Thermal Pane Windows



400 Watt Roof Mounted
Solar Panel System



Patio Railing Kit w/ Steps



Rear Awning



Exterior Pressure Washer/Portable
Air Compressor



Fast Ramp w/ No Exposed Hinges



KYB World Class KYB Shock Absorbers



Front Storage Pull Out Cargo Tray



40 Gallon Fuel Station



TRAIL SERIES
MTN  TRX

Black Diamond

Trail Series 27TRX

HIGHLIGHTED FEATURES:

Gear Storage Area

- 'Fast Ramp' w/ No Exposed Hinges
- Rear Ramp Non-Slip Grip Surface (3000 LB Ramp Down Load Rating)
- Sliding Rear Patio Doors (Tinted w/ Slider Windows for Ventilation)
- Cargo Area Tie-Down Rings (2500 LB Ring Rating Capacity)
- Rugged Rubber Diamond Plate Flooring - Gear Storage Area
- Standard Carpet Kit
- No Interior Wheel Wells - Flush Floor Side to Side Storage
- In-Floor Tool Box
- Outdoor Gear Closet w/ Sportsmen's Rack
- 2 Lounge Recliners Across From Entertainment Center (All Models)
- XL Panoramic Window Behind Recliners
- 60X80 Electric Loft Bed
- 2 Fold Down Sofas w/ 2 Tables (27TRX, 29TRX)
- 1 Fold Down Sofa w/ Table (24TRX)
- Rustic Knotty Alder Mountain Cabinetry
- Privacy Black-Out Roll Shades, 12V LED Living Room TV
- Bluetooth DVD Sound System TV Ant / Prewired for DSS
- 12V Triple Charge Station (Charges iPads & Cell Phones)
- Rear Awning
- 15K Coleman A/C
- Patio Railing Kit w/ Steps

Kitchen

- LG Solid Surface Countertops
- Sunken Range w/ Glass Front
- Glass Top Range, Knife Rack, Granite Designed Backsplash
- Bottom Mount Metal Sink w/ High Rise Pull Out Sprayer
- 10 Gallon LP/110V DSI Water Heater
- Off Grid 10 Cu Ft 12 Volt Fridge
- Full Extension 100lb Metal Drawer Guides
- Full Height Pantry
- Pot & Pan Drawer (Most Models)

Bathroom/Bedroom

- Mountain Comfort Premium Mattress
- 12V USB Ports by Both Nightstands
- Drawers Underneath Both Sides of Bed
- Plywood Bed Support w/ Bed Storage
- Porcelain Toilet
- Dual Pane Shower Skylight
- Quick Access Home Defense Safe

TRAIL SERIES

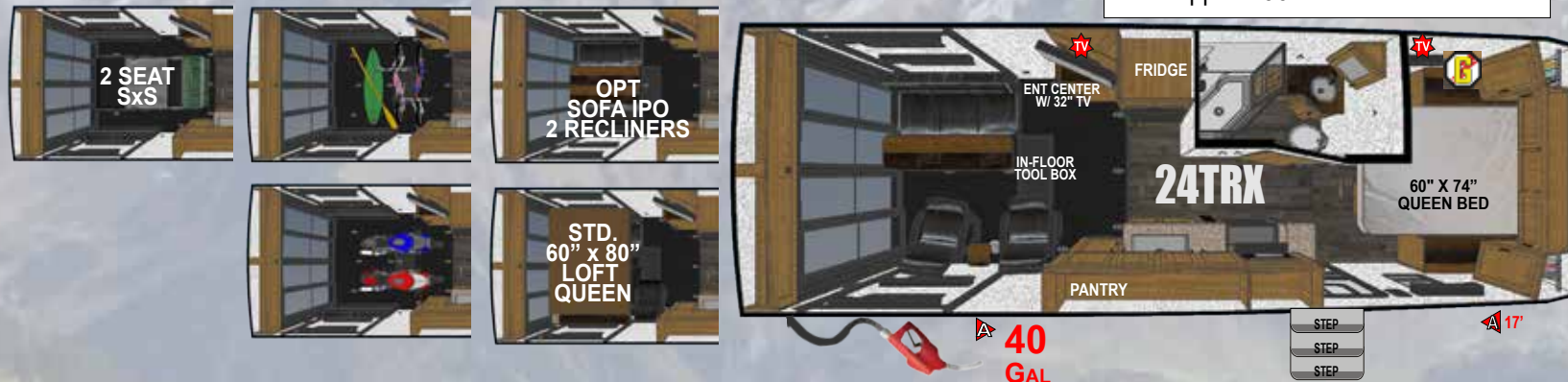
MTN TRX

**STANDARD 400 WATT SOLAR SYSTEM
AND 4K ON-BOARD GENERATOR
W/ 40 GALLON FUEL TANK**

24TRX Gear Storage Area Dimensions

(Black Floor)

Approx. 117" Front to Rear
Approx. 66" Between O'hd Cab Doors
Approx. 82" Height to Loft Bed
Approx. 96" Floor Width Rear



DRY WEIGHT: 8750 - FLOOR LENGTH: 25'



Indicates locations for living room TV's and bedroom TV prep

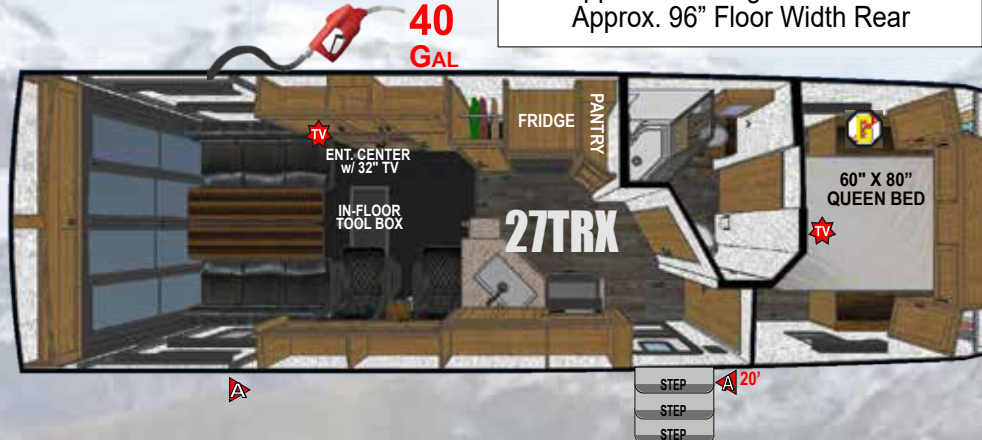
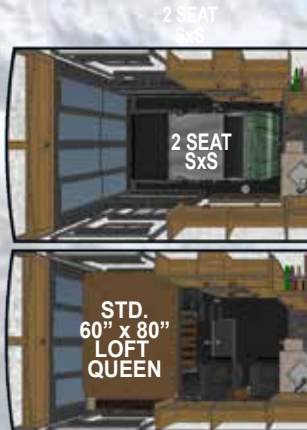


Location of Generator in exterior generator ready compartment

**ALL MODELS STANDARD w/ 16" GOODYEAR G RATED TIRES, CARGO CAPACITY UP TO 4,595 LBS,
STANDARD FAST RAMP, REAR SLIDING PATIO DOORS, THERMAL PANE WINDOWS,
2 LOUNGE RECLINERS, SPORTSMEN'S CLOSET**

**27TRX Gear Storage Area Dimensions
(Black Floor)**

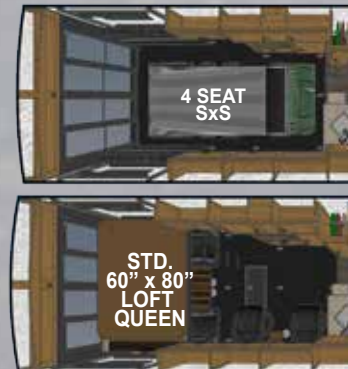
Approx. 130" Front to Rear
Approx. 68" Between O'hd Cab Doors
Approx. 82" Height to Loft Bed
Approx. 96" Floor Width Rear



DRY WEIGHT: 9400 - FLOOR LENGTH: 28'

**29TRX Gear Storage Area Dimensions
(Black Floor)**

Approx. 160" Front to Rear
Approx. 68" Between O'hd Cab Doors
Approx. 82" Height to Loft Bed
Approx. 96" Floor Width Rear



DRY WEIGHT: 9700 - FLOOR LENGTH: 31'

WHERE IS YOUR NEXT CAMPING ADVENTURE?



24KRS

**BACKCOUNTRY
SERIES**
MTN  TRX

Designed For The Outdoor Enthusiast That Loves Camping
Off Grid, Off Road National Forest, BLM
Primitive Style Camping!

HIGHLIGHTED FEATURES:



STANDARD (3.6 LP)
Generator



STANDARD 400 Watt
Roof Top Solar System



**BACKCOUNTRY
SERIES**
MTN  TRX

Off-Grid Camping Features

Cummins Onan 3.6K On-Board LP Generator
No Boundaries Off-Grid 400 Watt Solar Panel w/ Controller
100 Gallons Fresh Water Capacity (All Models)
80 Lbs of Propane Capacity (All Models)
50 Gallons Grey Water Capacity (21RWS, 23BCS, 25DVS)
80 Gallons Grey Water Capacity (24KRS, 28DBS)
Progressive Dynamics (4) Stage Converter w/ Built In Charge Wizard
No Boundaries Off-Grid Solar Ready Roof Port for up to 600 Watts
Door Side Portable Solar Port
Energy Saving LED Interior & Exterior Lights
LED HD Living Room TV's w/ Bluetooth DVD Sound System
12V Triple Charge Station (Charges i-Pads and Cell Phones)
12V USB Ports on Both Sides of Bed/Dinette
Patio Area & Entry Steps Lighted by LED Awning Light Strip

Climate Designed 4 Seasons

Mountain Extreme Thermal Pane Windows
Triple Layered Four Seasons Roof Insulation
1" Thick Exterior Utility Door / Luggage Doors
Thermal Insulated Skylights & Bedroom Vent
XL Furnace (Extreme Camping Heat System)
Unique Heated Insulated Holding Tank Design

Built Off-Road Performance

Custom Built Cambered Off Road HD 8' Chassis (All Models)
Integrated A-Frame Chassis Construction
Xtra Tall 24" Power Tongue Jack w/ LED Light
Off Road X4 Suspension - MorRyde CRE All Trek 4000, HD Shackles Kit
KYB World Class Shock Absorbers
15" Rugged Mud Flaps
Heavy Duty 6 Lug 5200 lb Axles w/ Off-Road Brake System (All Models)
16" Goodyear Endurance 235 E Range 10 Ply Radial Tires
16" Goodyear Endurance 235 E Range 10 Ply Radial Spare Tire
Roto-Torqued 'Outdoors Tough' Cabinetry (All Cabinets)
Off-Road Clearance Lights
Radius-Crowned Full walk-On Roof
Exterior Grade Tongue & Groove Plywood Sub-Floor
Marine Grade Plywood Roof Decking
Full Extension 100 lb Metal Drawer Guides
Rugged 2" Bonded Aluminum Frame Walls (Every Wall)
HD Full Size Fiberglass Front Cap w/ Armor Guard Protection
Understung Off Road Hitch



Mountain Juniper

Back Country 24KRS

HIGHLIGHTED FEATURES:

Kitchen

- LG Solid Surface Countertops
- Single Basin Farm Sink w/ Protective Metal Basin Grid
- High Rise Pull Out Faucet
- Sunken Range w/ Glass Front
- Glass Top Range, Knife Rack & Granite Designed Backsplash
- Off Grid 10 Cu Ft 12 Volt Fridge (All Models)
- Pot & Pan Drawer (Most Models)
- Residential Height Countertops
- Full Extension 100lb Metal Drawer Guides
- Privacy Blackout Roll Shades w/ Wall Clips

Living Room / Slide Out / Dinette

- Vaulted Radius Ceiling Providing Approx 5" of Additional Headroom
- Dual Pane Living Room Skylight w/ Shade
- Ultra Leather Furniture & Dinette Seats
- 12V Triple Charge Station (Charges ipads and Cell Phones)
- Mountain Dinette w/ Family XL Table (21RWS, 23BCS, 24KRS, 25DVS, 28DBS)
- XL Dinette Drawers
- XL Panoramic Slide-Out Windows (21RWS, 24KRS, 28DBS)
- LED Living Room TV
- Bluetooth Sound System
- Privacy Blackout Roll Shades w/ Wall Clips

Bedroom / Bathroom

- Easy Access Home Defense Bed Safe
- Mountain Comfort Premium Mattress
- 12V USB Ports by Both Sides of Bed
- XL Bed Nightstands
- Plywood Bed Support w/ Bed Storage
- Drawers Underneath Both Sides of Bed
- Privacy Blackout Roll Shades w/ Wall Clips

TITANIUM SERIES

BACKCOUNTRY SERIES

MTN  TRX



24KRS

The Titanium Series is our Premium Trim Package that can be applied to all of the floorplans offered in the Back Country. If you are the person that loves the features of the premium trim levels in today's trucks (King Ranch, Denali, Laramie Longhorn, High Country, 1794) - then the Titanium Series is definitely for you.

Premium Exterior Features

Ground Control TT Auto Leveling System
Lamilux HD 4000 High Gloss Silver Fiberglass
Silver Fiberglass Front Cap
Sleek Design Frameless Thermal Pane Windows
Frameless Window Entry Door w/ Black Out Privacy Shade
Wireless Rear, Side(s) Turn Camera System
Slide Topper Awnings - Where Applicable

Chrome Door Locks
Brushed Aluminum Grab Bar Handle
Chrome Luggage Door Handles
15K A/C
Rear Back Up Lights
Remote Camping Package
(Inc: Slideouts, Awning, Outside Lights)

PREMIUM FEATURES:

Interior Features

- Hardwood Window Valances
- Privacy Black Out Roll Shades
- Hardwood Slide Out Fascia(s)
- LG Solid Surface Tops (Galley, Lavy, Entertainment Center & Bed Nightstands)
- Hardwood Raised Panel Knotty Alder Cabinet Doors
- Mountain Lodge Interiors (Hardwood Throughout & All Leather Design)

Mountain Lodge Inspired Kitchen

- Stainless Steel Sunken Range, Microwave & Range Hood
- Upgraded High Rise Kitchen Faucet

Mountain Lodge Bedroom

- Premium Gel Infused Cooling Memory Foam Mattress
- Mountain Luxury Bedding (Plush Suede Bedsread w/ Accent Pillows)
- Individual Bedroom Reading Lights (Most Models)
- Underneath Cabinet Lighting (Most Models)
- Bedroom TV w/ DVD (Most Models)

Mountain Lodge Bathroom

- Undermount Metal Sink
- LG Solid Surface Top
- Upgraded Shower Head and Toilet Paper Holder
- Towel Hooks on Hardwood
- Lighted Makeup Mirror (Select Models)
- High Rise Metal Sink Faucet

Mountain Juniper
Back Country 21RWS

DESIGNED W/ THERMAL PANE WINDOWS, OFF ROAD CHASSIS,
GOODYEAR ENDURANCE 16" 10 PLY E RANGE TIRES, BIG TUBE REAR LADDER
HD FULL FIBERGLASS FRONT CAP, 24" XTRA TALL POWER TONGUE JACK and 12V TV's


"BACK COUNTRY" FEATURES



Custom Built HD Off-Road 8' Frame



Heavy Duty 5200 LB 6 Lug Axles



Front Storage Pull Out Cargo Tray



Front Cargo Gear Rack



Bedroom Home Defense Safe



100 Gallons Fresh Water Capacity



Two XL 40 LB Propane Tanks



16" 10 Ply E Range Tires



High Pressure Exterior Spray Washer



KYB World Class Shocks

OUTDOORS RV

MADE IN THE
OREGON
MOUNTAINS

Custom Built Cambered Off Road Chassis (USA Sourced Steel)

Heavy Duty Shackle Supports & Rugged
A-Frame for Increased Ground Clearance

KYB Gas Monotube Shocks

- Up to 25% more control
- Tow ready
- Removes wheel hop
- Adds stability
- Off-Road capable

15" Rugged Mud Flaps

Heavy Duty Dexter Axles

Goodyear Endurance Tires (Made in the USA)



OUTDOORS RV

RUGGED MOUNTAIN TOUGH CAMPING

"IT'S WHO WE ARE"

Here at the factory in the mountains of Eastern Oregon we know what it's like to camp 15 miles down the back-country dirt road as we are surrounded by mountains on all sides! Some of the most pristine / secluded camp sites are in places just like this! We wanted our customers to be able to enjoy these places just like we do, that's why we put so much effort in design underneath the RV looking at the dirt!

Standard Off-Road X4 Suspension Package

- HD KYB Gas Shocks w/ XL Shock Plate
- MorRyde All Trek CRE 4000 Suspension (4" additional Vertical Travel)
- MorRyde Shackle Kit (Upgraded Bronze Bushings & 7 Grease Fittings)

BACKCOUNTRY SERIES

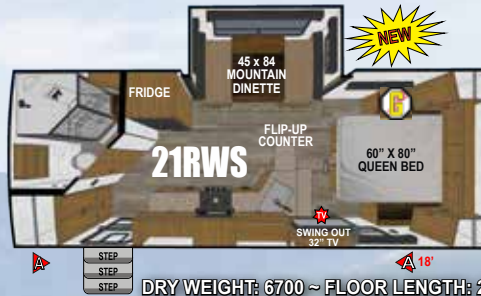
MTN  TRX

FLOOR LENGTH FROM 21' TO 29'

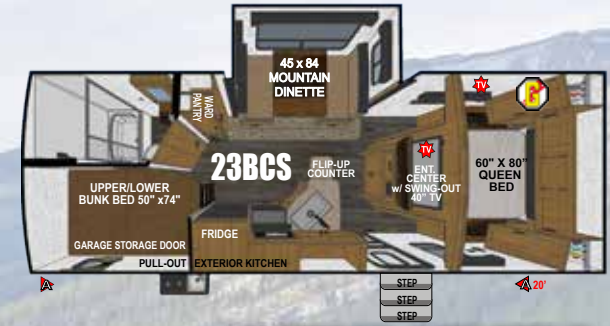
STANDARD CUMMINS ONAN 3.6 LP ON-BOARD GENERATOR AND 400 WATT SOLAR PANEL SYSTEM



DRY WEIGHT: 6155 ~ FLOOR LENGTH: 21'



DRY WEIGHT: 6700 ~ FLOOR LENGTH: 22'




DRY WEIGHT: 7150 ~ FLOOR LENGTH: 23'





DRY WEIGHT: 7430 ~ FLOOR LENGTH: 24'



DRY WEIGHT: 9550 ~ FLOOR LENGTH: 26'

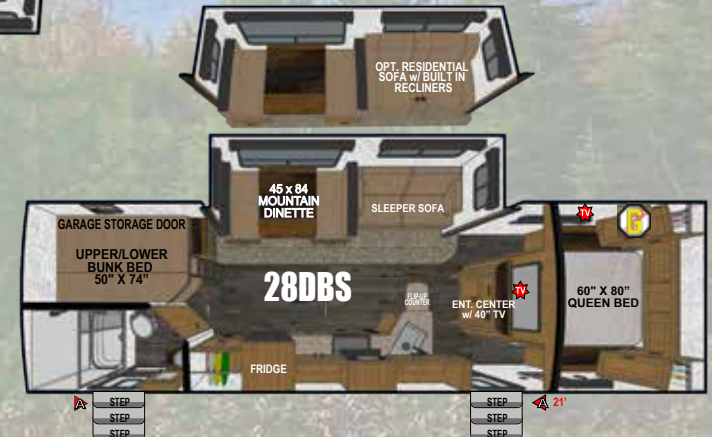
 Awning Length

 Location of Generator in exterior generator ready compartment

 Indicates locations for living room TV's and bedroom TV prep



DRY WEIGHT: 7550 ~ FLOOR LENGTH: 26'



DRY WEIGHT: 8200 ~ FLOOR LENGTH: 29'

LET YOUR OUTDOOR ADVENTURES BEGIN...

DIMENSIONS + CAPACITIES



BACKCOUNTRY SERIES



TRAIL SERIES

Please check out our website,

www.outdoorsrvmfq.com

for standard/optioanal features, product videos photo galleries & the most current product information

Outdoors RV encourages our customers to support the communities they live in and their local Outdoors RV Dealer

Your Local Outdoors RV Dealer is:

BACKCOUNTRY SERIES

TRAIL SERIES

	20BD	21RWS	23BCS	24KRS	25DVS	26RPS	28DBS	24TRX	27TRX	29TRX
Full Featured Dry Weight (lbs)***	6155	6800	7150	7430	7550	9550	8200	8750	9400	9700
Length (Hitch to Back of Ladder)	25'3"	26'3"	27'10"	28'8"	31'3"	31'8"	33'2"	30'1"	33'2"	35'9"
FSI Off Grid Solar Standard (Watts)	400	400	400	400	400	400	400	400	400	400
Exterior Portable Solar Port (Watts)	Up To 200	Up To 200	Up To 200	Up To 200	Up To 200	Up To 200	Up To 200	Up To 200	Up To 200	Up To 200
Battery Capacity (w/ Standard Off-Grid Rack)	Up To 4	Up To 4	Up To 4	Up To 4	Up To 4	Up To 4	Up To 4	Up To 4	Up To 4	Up To 4
Fresh Water Capacity (gal)	100	100	100	100	100	100	100	100	100	100
Water Heater Capacity (gal)	10	10	10	10	10	10	10	10	10	10
Goodyear Tire Size (load range)	ST235	ST235	ST235	ST235	ST235	ST235	ST235	LT235	LT235	LT235
Heavy Duty 10 Ply E Range	80 16E	80 16E	80 16E	80 16E	80 16E	85 16G	80 16E	85 16G	85 16G	85 16G
30 Amp Service	YES	YES	YES	YES	YES	YES	YES	YES	YES	YES
Heavy Duty 6 Lug Axles (lbs)	5200(2)	5200(2)	5200(2)	5200(2)	5200(2)		5200(2)			
Heavy Duty 8 Lug Axles (lbs)						6800(2)		6800(2)	6800(2)	6800(2)
Climate Designed A/C	13.5K	13.5K	13.5K	13.5K	13.5K	13.5K	13.5K	15K	15K	15K
Climate Designed Furnace	35K	35K	35K	35K	35K	35K	35K	35K	35K	35K
12V Off Grid Fridge Size	XL (10)	XL (10)	XL (10)	XL (10)	XL (10)	XL (10)	XL (10)	XL (10)	XL (10)	XL (10)
Height (including A/C*)	11'7"	11'7"	11'7"	11'7"	11'7"	13'2"	11'7"	13'2"	13'2"	13'2"
Interior Height	6'11"	6'11"	6'11"	6'11"	6'11"	N/A	6'11"			
Width	8'0"	8'0"	8'0"	8'0"	8'0"	8'0"	8'0"	8'4"	8'4"	8'4"
Propane Capacity (lbs)	80	80	80	80	80	80	80	60	60	60
Grey Water Holding Tank (gal)	40	50	50	40/40	50	65	40/40	65	65	65
Black Water Holding Tank (gal)	40	40	40	40	40	40	40	40	40	40
Cargo Carrying Capacity (lbs)	3840	3195	2845	2565	3450	3445	2800	4245	4775	4295
Hitch Dry Weight (lbs)	755	900	900	965	950	950	995	1400	1450	1600
Maximum Trailer Weight (lbs)	9995	9995	9995	9995	11000	11000	11000	12995	13995	13995
Fuel Station Capacity (Gallons)	NA	NA	NA	NA	NA	NA	NA	40	40	40
Titanium Series										
Full Featured Dry Weight (lbs)***	6635	7280	7630	7910	8030	10000	8680	9230	9880	10100

**Prices, materials, designs and specifications are subject to change without notice.

***The posted weights above do not account for water, propane, batteries or factory installed options



Feb 2024 - Product information is accurate as of the date of publication of this brochure. Outdoors RV is continuously improving product design features, materials, components and these items are subject to change without notice or obligation to Outdoors RV.

